

TEXAS PRESERVATION GUIDELINES

REMEMBERING TEXAS

GUIDELINES FOR HISTORICAL RESEARCH



World War I Victory Parade, Congress Avenue, Austin, 1919



Texans boast a unique history. As the state agency for historic preservation, the Texas Historical Commission works with citizens throughout the state to identify, interpret and preserve our heritage. We look forward to your contributions to preserving Texas' heritage.

INTRODUCTION

Texans boast a unique history. As the state agency for historic preservation, the Texas Historical Commission (THC) works with citizens throughout the state to identify, interpret and preserve our heritage. This publication explains the criteria, research methods and documentation necessary to apply for an Official Texas Historical Marker or listing in the National Register of Historic Places, programs administered by the THC. Properties may qualify for either or both designations, but at this time separate application forms are required.

OFFICIAL TEXAS HISTORICAL MARKERS


Three types of markers commemorate Texas history: **1) The Recorded Texas Historic Landmark (RTHL)** honors historic properties more than 50 years old that merit preservation for their architectural and historical associations. Eligible properties include houses, commercial buildings, churches and synagogues, bridges, courthouses, schools and other institutional facilities. Once RTHLs are designated, THC staff review any proposed exterior alterations.

2) **Subject markers** commemorate topics significant in our state's history. Solely educational in nature, they carry no restrictions. Criteria for subject markers:

- Historic persons are deceased for at least 20 years
- Historic events occurred at least 30 years ago
- Institutions, organizations, festivals, communities, church congregations, etc. were established at least 75 years ago.

Significance within local, state, regional or national history must be demonstrated for topics commemorated by subject markers.

3) **Historic Texas Cemetery** markers commemorate historic cemeteries more than 50 years old that are formally designated as Historic Texas Cemeteries. Markers are not required for designated cemeteries but are available for purchase as an interpretive tool. Information regarding Historic Texas Cemetery designation and application requirements may be requested from the THC's History Programs Division.



The Waco Suspension Bridge, McLennan County, c.1880. Symbols of past achievements, landmarks may be commemorated by historical markers and listing in the National Register.

This bridge reflects developments in engineering technology during the late -19th century that coincided with Waco's emergence as a regional trading center.

Waco 1880

THE NATIONAL REGISTER OF HISTORIC PLACES

The National Register of Historic Places (NR) acknowledges properties significant in American history, architecture and archeology. Buildings, structures, sites, objects and historic districts are eligible for listing if significance at the local, state or national level can be demonstrated. Like RTHLs, a property listed in the NR must be at least 50 years old, retain its historic appearance with few alterations and merit preservation for its historical and architectural associations. For more information, see the THC booklet, *Guidelines for Listing your Property in the National Register of Historic Places*.



TEXAS HISTORICAL COMMISSION

Amarillo 1910

Portrait, c. 1910. Melissa Dora Oliver-Eakle, shown here with her daughter, built a successful business empire in the Texas Panhandle. A subject marker commemorates her significant contributions to Amarillo's early-20th-century prosperity, including the development of a neighborhood listed as a National Register historic district.

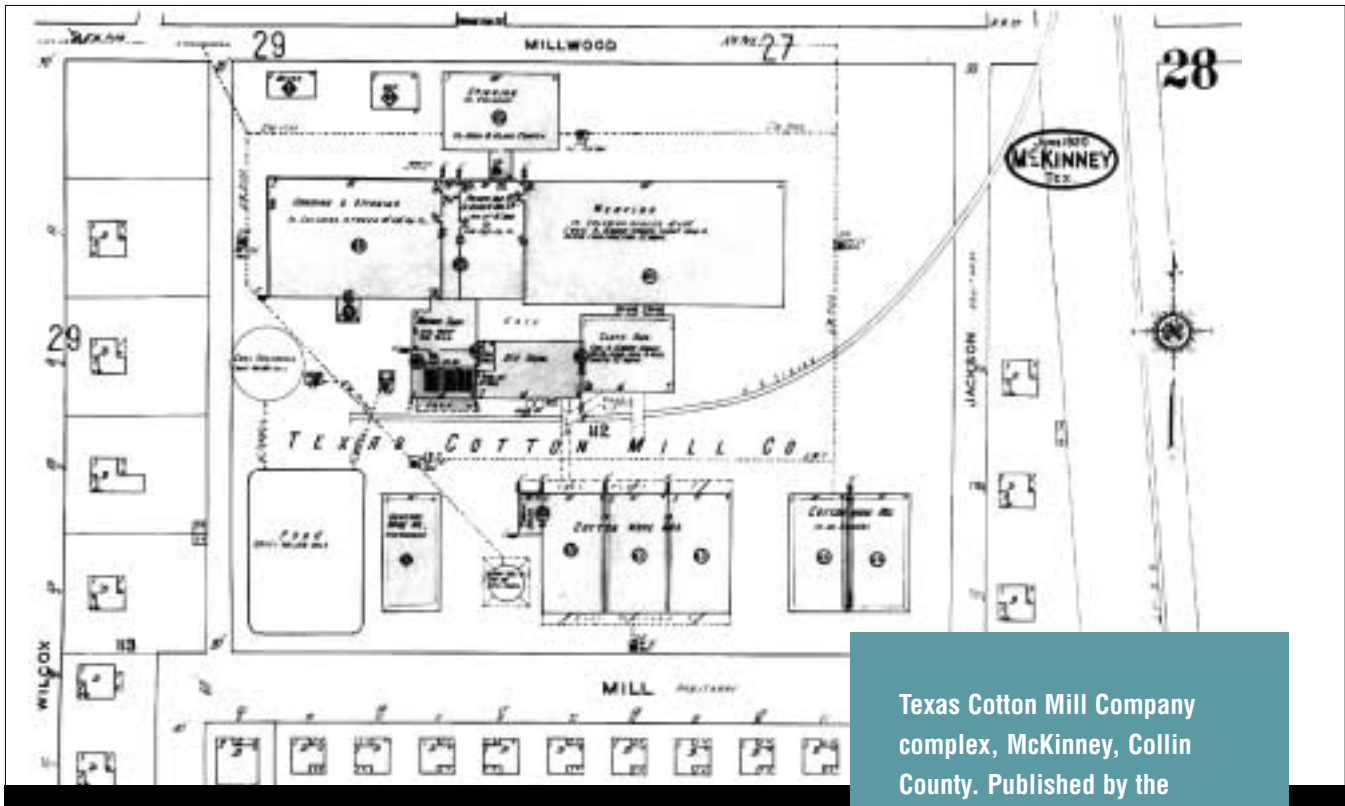


TEXAS HISTORICAL COMMISSION

Panna Maria Cemetery, Karnes County. Historic cemeteries often survive as tangible reminders of early settlements. They can be designated as Historic Texas Cemeteries and under certain circumstances may be listed in the National Register.

This distinctive grave marker represents the contributions of Polish immigrants to the settlement of Texas during the 19th century.





CENTER FOR AMERICAN HISTORY, UNIVERSITY OF TEXAS AT AUSTIN

FORMULATING A RESEARCH PLAN

Before you begin writing, formulate a research plan. Applications for historical designation require documentation of the significance of the property or topic to be commemorated. Typically, this takes the form of a well-researched narrative history based on historic records. Three essential steps should guide your research project:

- DEFINE OBJECTIVES
- CONDUCT RESEARCH
- SYNTHESIZE AND ANALYZE

We recommend you follow these steps for your research project. Additional assistance may be found in the publications listed in APPENDIX C on page 13.

DEFINE OBJECTIVES

Your objective is to document the significance of your property or topic. To do so, you must understand the relationship between it and general historical trends. Remember to keep things in perspective, however. You must decide what information is worth gathering, examining and analyzing. Decide how much depth and detail is required. Focus your efforts

Texas Cotton Mill Company complex, McKinney, Collin County. Published by the Sanborn Fire Insurance Company throughout the late-19th and early-20th centuries, Sanborn maps are invaluable research tools. Revealing patterns of development and building evolution, they are useful to community historians and building researchers alike. This 1920 view of one of McKinney's cotton processing facilities demonstrates that worker housing was incorporated into the industrial complex.



on collecting information that explains the significance of your property or topic. Every fact you uncover may not be relevant. For example, in chronicling the history of a Lutheran congregation in Texas, a lengthy discussion of Martin Luther would detract from the story of the local church. Addressing the classic questions *Who? What? When? Where?* and *How?* may help you define your objectives.



TEXAS HISTORICAL COMMISSION

Houston 1920

Freedman's Town Historic District, Houston, Harris County. This view reveals the cohesive architectural characteristics of the historically African American neighborhood that evolved in Houston's Fourth Ward during the late-19th and early-20th centuries. Documentation helped preservationists develop prototypes or compatible new construction in this National Register Historic district.

Consider the following examples:

■ WHO?

Who were the individuals (owners, occupants, builder, architect, founder, etc.) involved with the topic?

Discuss the details of their lives, including place of birth, education, military/civic service, dates of birth and death.

Discuss the significance of their contributions to local history.

■ WHAT?

What was the property called at the time it was associated with the important events, institution or persons, or when it acquired its important physical characteristics?

How many buildings, structures or other resources make up the property?

What are the property's historic characteristics and functions?

What is the current condition of the property, including the exterior, grounds, setting and interior?

■ WHEN?

When was the property constructed, and when did it attain its current form?

Define the period of time (beginning/ending) associated with the topic.



Fort Davis, Jeff Davis County. Drawings by architects, builders and artists can provide valuable insight about the history of structures. Documented in 1965, this drawing of the officers quarters at Fort Davis guided restoration efforts. Taken from Texas Catalog: Historic American Building Survey.

When did changes occur, and how have they affected the property's historic integrity?

What was happening at this time in the community, region, state or nation that affected the topic?

■ **WHERE?**

Describe the sites associated with the topic, including former locations.

Describe the property's location, size and boundaries.

Relate the property to its surrounding community or landscape.

■ **HOW?**

What were the underlying causes/patterns of development associated with the topic?

How is the topic significant in community, regional or state history?

CONDUCT RESEARCH

Use primary and secondary sources to help construct the history of your topic. Background reading identifies major themes that affected the topic. Decide which questions need to be answered based on this background reading. If necessary, alter, discard or add questions as the project proceeds.

Identify sources of historical information to answer research questions. See APPENDIX A on page 10 for the kinds of resources available. You can find information in the collections of owners, neighbors or community libraries. Contact all organizations and institutions holding source materials and discuss your project with the staff, as this often may elicit research leads and additional information. Check public records such as deeds, mortgages, surveys and maps for relevant information. Make inquiries of past owners, local historians and other people with special knowledge of the research topic.

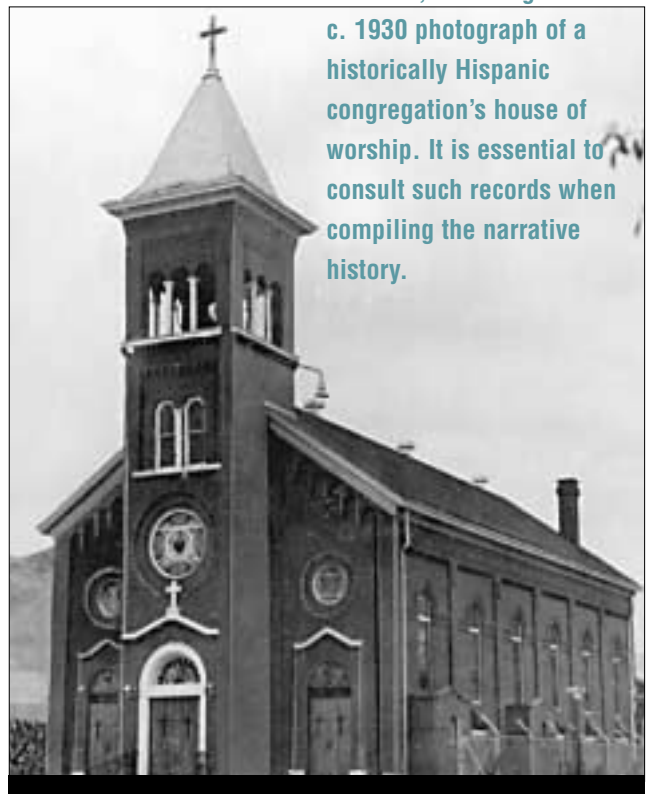
Deed research need not be exhaustive and should be focused on the property or topic you are researching. Historic photographs are excellent sources of information. Descendants of builders or occupants are usually good sources for early photographs. A growing number of local history collections maintain photographic archives.

Do not overlook the site of a building or event as a source of information. Walk through the property and gather information that describes it, noting distinctive features and obvious changes and alterations. Try to gain an understanding of the relationship between buildings and their settings. Compare architectural characteristics with other buildings in the community of similar age and style. Note interior materials and room arrangements.

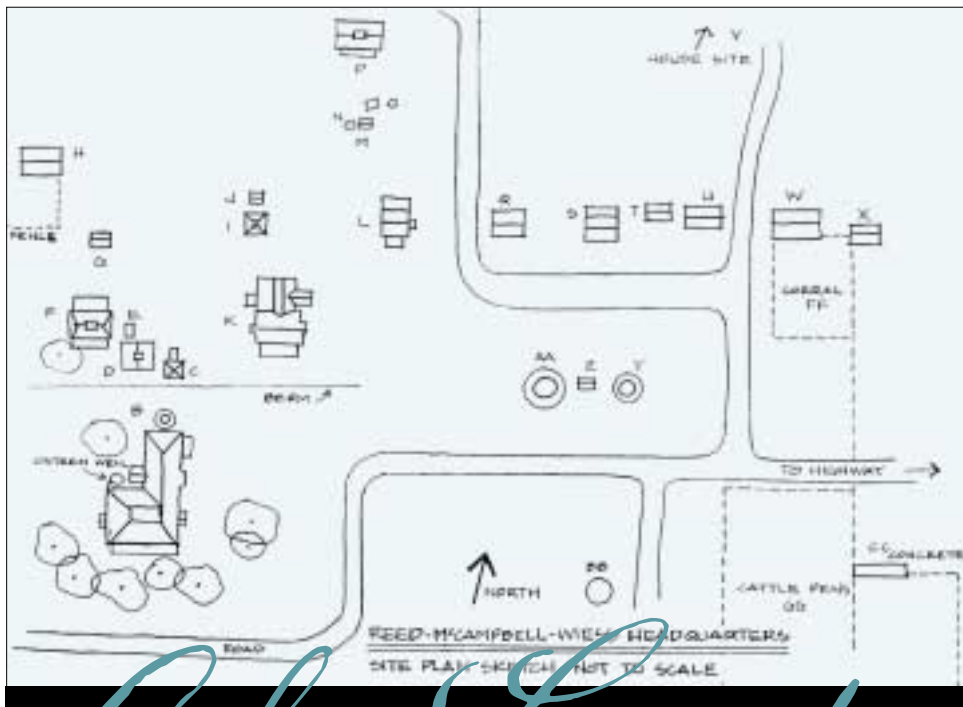
Consistently record relevant information as well as its source. Good notes and proper citations for research materials will facilitate the next step in the research process: synthesizing and analyzing the facts.

El Paso 1930

Guardian Angel Catholic Church, El Paso. Research in the congregational archives turned up invaluable primary source material, including this c. 1930 photograph of a historically Hispanic congregation's house of worship. It is essential to consult such records when compiling the narrative history.



TEXAS HISTORICAL COMMISSION



Reed-McCampbell-Wiess Ranch complex, Goliad County. This site plan shows the relationship between the main house and the various outbuildings that were necessary to sustain a historic ranching operation. Developed during the late-19th and early-20th centuries, the entire complex was designated a Recorded Texas Historic Landmark in 1991.

Goliad County

SYNTHESIZE AND ANALYZE

This step involves organizing and analyzing the collected information. Constructing an outline will help organize concepts and develop themes related to the research topic. Summarize the information collected and analyzed. Consider whether your sources present unbiased information about your topic. For instance, a family history written by a family member may not include significant information such as divorces, legal difficulties, medical problems, etc. Note important patterns, events, persons, architectural types or styles and cultural values relevant to the topic. Consider trends in area settlement and development, aesthetic and artistic values embodied in the architecture and the specific physical characteristics of a property. Describe its location and current condition.

Appropriate background information includes a discussion of the area's geography, settlement patterns and the related social and cultural environment. Examine how natural features and natural resources (climate, terrain, soil conditions, waterways) shaped transportation routes, commerce, industry, immigration and settlement patterns. Research historic patterns of community or regional growth

as they relate to the topic, noting characteristics such as population density and patterns of land use.

In analyzing the significant contributions of people, focus on their major achievements and how they influenced life in the region, state or nation. Evaluate the role of the individual in spreading distinctive culture, religion or philosophy in a geographical area. The individual's contributions should be explained and documented as fully as possible.

In addition to gathering relevant contextual information as outlined above, evaluating an architecturally significant property involves establishing the construction date, identities of people associated with the property and, for businesses or institutions, its various names. Note the building's relationship to types, styles, time periods and methods of construction. Identify the contributions of principal architects, landscape architects, artists, builders or designers. Examine the evolution and distinguishing features of the artisan's work that relate to this property. Consider the impact of architectural characteristics such as scale, proportion, materials, workmanship, stylistic details, spatial arrangement, construction techniques and aesthetic qualities.

WRITING THE HISTORY

The key element in applying for historical recognition is a narrative history that demonstrates historical significance. This research paper must be complete, orderly, concise and fully documented.

Start at the beginning. Tell the history of the topic or property in chronological order. Weave in general references to community, regional, state or national history as they relate to the topic under consideration. Discuss significant individuals, events and organizations that directly affected the history of the topic or property. Discuss forces that shaped its evolution, such as patterns of development or family growth. In writing the narrative history, continue to analyze facts, clarify themes and demonstrate significance. Pay attention to detail, and double check original research sources as necessary throughout the writing process.


Your paper should answer the classic questions *Who? What? When? Where? and How?* Answer the questions that helped you define your objectives. It may be helpful to have someone not associated with the project read your paper to see if they understand the significance of your topic. Have you adequately explained aspects such as how a property developed at a particular site or how an event or topic was important to the community? Have you convinced the reader the topic or property merits official recognition? Did you bring the topic up to date and include its full history?

DOCUMENTATION

The use of reliable sources and careful citation are essential to prepare an acceptable history for a marker application or National Register nomination. Consult different types of sources during the course of research and, whenever possible, consult primary source material.

Point (Port) Isabel, Cameron County. Historic photographs often document dramatic changes in a community. In this c. 1910 photograph of Point Isabel it is clear the railroad has supplanted earlier methods of shipping, represented by the lighthouse in the background.

Port Isabel 1910



The use of poorly documented secondary sources may inadvertently perpetuate erroneous information. Primary sources include such records as contemporaneous newspaper accounts, diaries, meeting minutes, legal documents and deeds or census records. Oral histories collected from authoritative sources are also valuable research tools if properly documented.

Facts that cannot be assumed to be common knowledge should be documented with a reference note. Such facts include important dates, events and details that directly relate to the topic or property being considered for designation. Any claim of uniqueness (for example, earliest, first, oldest, only, largest, etc.) must be accompanied by factual documentation from an authoritative and unbiased source.

Reference notes and bibliographic citations should be presented so that the reader can go directly to the sources of information. Although notes and bibliographic citations include similar information, they serve different purposes. Reference notes inform readers of the precise location (date, volume and page number of a deed record) of a fact within the source. Bibliographies provide a list and the location for all sources consulted, even if they are not specifically cited in the narrative.

The content of a reference note is more important than its form or placement (at the foot of the page, at the end of the document or in parentheses within the narrative). For additional assistance in preparing reference notes and bibliographies, please consult the “Documenting Local History” information sheet available upon request from the THC History Programs Division or style manuals such as Turabian's *A Manual for Writers of Term Papers, Theses, and Dissertations* or *The Chicago Manual of Style* listed on page 14 in APPENDIX C of this guide.

ATTACHMENTS

Photographs, floor plans, site plans and maps are as important as written records in documenting historic properties. Invaluable for the information they convey, historic photographs must be submitted with the documentation of a building under consideration for RTHL or NR designation. In addition, current black and white photographs should illustrate all exterior elevations, noteworthy details and streetscapes in a simple and direct manner. Main rooms and notable interior features also should be photographed. Try to

reproduce views of the property as they appear in historic photographs.

The following vantage points are recommended to fully document the building:

- The main facade
- A view showing front and side elevation
- A view showing rear and opposite side elevations
- Building details such as front entrance, typical window, cornerstone, chimney, roof dormers and trim
- Outbuildings such as garage, barn, shed
- The context — the building in its surroundings

Remember to label the backs of all photographs lightly with a soft lead (#1) pencil or with an archival marker. Indicate the subject of the photo, address, county and state, photographer's name, date of photo and direction of view.

Floor plans showing the historic arrangement of rooms, as well as subsequent alterations and additions, enable the reviewer to visualize the evolution of a historic property. In addition, a site plan of the property reveals the relationship of a building to its immediate surroundings. A site plan should include the footprint of all buildings, fences, driveways, wells, major vegetation, etc. Demonstrate the importance of a property and its place in history with a city or county map showing how the property relates to the community around it. Simple sketches are sufficient.

CONCLUSION

We hope the tools and strategies presented in this guide are helpful. You may also rely on the expertise and experience of your county historical commission for guidance with your project. The THC staff is available for further assistance. We look forward to your contributions to preserving Texas' heritage.



TEXAS
HISTORICAL
COMMISSION

The State Agency for Historic Preservation

www.thc.state.tx.us

APPENDIX A: SOURCES OF INFORMATION

When researching a historic topic, both primary sources and secondary sources should be used. Primary sources might include original writings and archival materials. Secondary sources such as published histories also should be consulted. The following list suggests the types of records to consider in researching and the kinds of information they reveal. For further guidance, see NR Bulletin — *Researching a Historic Property* for a complete guide to research materials and location of examples.

Government Records

- Municipal (building permits, minutes of official meetings, ordinances, tax records)
- Contracts (abstracts of title, court records, deeds, probate records, tax records, mechanics liens)
- State (land records, homestead records, mineral rights records, transportation records)
- Federal (census)
- Military (pension records, biographical information)

Institutional Records

- Cemetery (family relationships, birth and death dates)
- Church (biographical information on birth, death, marriage; congregational records)
- School (biographical information, building information, social history)
- Fraternal (membership information, dates, building information)

Corporate Records

- Ledgers, client files, advertisements, mortgages

Published Histories

- County (information on buildings, people, institutions, events)
- Community (information on buildings, people, institutions, events)
- Business (commercial trends, economic base of community)
- Fraternal (building information, social history)

Architectural Sources

- Drawings (architect/builder, original appearance, date, specifications)

- Publications (information on style and date, biographies of architects)
- Pattern books (residential, agricultural, commercial)

Family Papers

- Deeds (ownership, property value, associated improvements)
- Letters and diaries (biographical information, building information, social and economic history)
- Photographs (biographical information, building information)
- Genealogical information (family relationships)
- Estate records (dates, building information, transfers of land not recorded by deeds)

Directories and Gazettes

- City directories (addresses, approximate dates, occupations)
- Business directories (addresses, images of building, approximate dates)
- Social directories (biographical information)
- Rural directories (trading connections, farm locations)

Maps and Plats

- Sanborn maps (plans, dates of construction, materials, settlement patterns)
- Bird's Eye View maps (building information, settlement patterns, natural features)
- Property and subdivision plats (building hierarchies, dates, settlement patterns)
- Tourist guides (dates, recreation habits, histories)
- Landscaping layouts (land use changes, outbuildings, agricultural or garden history)

Photographs and Printed Images

- Family photographs (biographical information, building evolution, landscape changes)
- Postcards (biographical information, building evolution, landscape changes)

Newspapers and Journals

- Advertisements (owner information, dates, building information, neighborhood development)
- Society pages (biographical information on civic leaders, institutional history)
- Obituaries (biographical information)
- Articles (significant local events, economic history, social history, building information)

Oral Histories

- Minority history, social history, business history, building evolution and uses

The Building Itself (for NR and RTHLs)

- Comparative information with other buildings, evidence of changes and evolution, construction techniques, wall paper and paint from historic periods, hardware

APPENDIX B: RESEARCH COLLECTIONS

FEDERAL GOVERNMENT

National Archives & Records Administration

(Archives I)

7th St. & Pennsylvania Ave. NW

Washington, DC 20408

202/501-5400 public reference information

202/501-5410 genealogy information

www.nara.gov

National Archives at College Park

(Archives II)

8601 Adelphi Rd.

College Park, MD 20740-6001

301/713-6800

www.nara.gov

National Archives Southwest Region

501 W. Felix St., Bldg. 1

P.O. Box 6216

Fort Worth, Texas 76115-0216

817/334-5525

www.nara.gov

Holdings focus on historic records of federal agencies in Texas, Arkansas, Louisiana, and Oklahoma; complete set of U.S. census on microfilm.

Lyndon Baines Johnson Library

2313 Red River

Austin, TX 78705

512/916-5136

www.lbjlib.utexas.edu

Holdings focus on materials relating to the life of President Johnson and American politics from the 1930s through the 1970s.

STATE GOVERNMENT

General Land Office

Stephen F. Austin State Office Building
1700 N. Congress Ave.
Austin, TX 78701-1495
512/463-5277
www.glo.state.tx.us
Holdings focus on Spanish, Mexican and Republic of Texas land grants.

Texas Historical Commission Library

1510 N. Congress Ave.
P.O. Box 12276
Austin, TX 78711
512/463-5753
www.thc.state.tx.us/main.thc/library.html
Holdings include Texana, museum studies and heritage tourism book collection, archeology reports, historical marker application files, National Register nomination files, slides and photographs.

Texas State Library & Archives

1201 Brazos St.
P.O. Box 12927
Austin, TX 78711-2927
512/463-5426
www.tsl.state.tx.us
Holdings focus on materials relating to the history of Texas and its governments, such as Texas military records (including Republic of Texas, Texas Ranger and Civil War service and pension records), election records, governors' papers, newspapers, city directories, photographs, books relating to Texas communities and more.

UNIVERSITIES

Institute for Oral History

Baylor University
P.O. Box 97271
Waco, TX 76798-7271
254/710-3437
www.baylor.edu/Oral_History/
Holdings focus on oral history interviews in the areas of ethnic, religious and business history.

Texas Collection Baylor University

P.O. Box 97142
Waco, TX 76798
254/710-3437
www.baylor.edu/Library/Texas/
Holdings focus on Texas history, with an emphasis on transportation, religion, education and ethnic groups.

Texas A&M University – Commerce James G. Gee Library

P.O. Box 3011
Commerce, TX 75429-3011
903/886-5718
http://multimedia.tamu-commerce.edu/library/arc.htm
Holdings focus on oral history in the areas of railroads, African Americans, cotton and medicine in East Texas.

John B. Coleman Library Prairie View A&M University

Prairie View, TX 77446
936/857-2012
www.tamu.edu/pvamu/library/index.html
Holdings focus on the history of educating African Americans in Texas and the history of the Agricultural Extension Service.

Woodson Research Center Fondren Library MS44

Rice University
6100 South Main St.
P.O. Box 1892
Houston, TX 77251-1892
713/348-2586
www.rice.edu/Fondren/Woodson
Holdings focus on individuals influential in the history of Houston and the university.

DeGolyer Library Southern Methodist University

P. O. Box 750396
Dallas, TX 75275-0396
214/768-2012
www.smu.edu/cul/degolyer
Holdings focus on history of the American West, with an emphasis on railroads, business, mining, land development, agriculture and ranching.

Special Collections Department (East Texas Research Library)

Ralph W. Steen Library Stephen F. Austin State University

P.O. Box 13055 SFA Station
Nacogdoches, TX 75962-3055
936/468-4100
http://libweb.sfasu.edu/etrc/etrchome.htm#collect
Holdings focus on the history of life, culture and economy in East Texas, with a special emphasis on forestry.

Archives of the Big Bend Bryan Wildenthal Memorial Library

Sul Ross State University
P.O. Box C-149
Alpine, TX 79832

915/837-8388

http://libit.sulross.edu
Holdings focus on the history of the Big Bend region, with emphasis on ranching, mining, small businesses and domestic life between 1870 and 1930.

Heartman Negro Collection Texas Southern University

3100 Cleburne
Houston, TX 77004
713/313-7149
Holdings focus on African American heritage in Texas.

John E. Conner Museum Texas A&M University – Kingsville

905 W. Santa Gertrudis Ave.
Kingsville, TX 78363
512/593-2810
www.tamuk.edu/museum/index.html
Holdings focus on the history of the Brush Country, with an emphasis on the Spanish and Mexican heritage of the region.

Cushing Memorial Library, University Archives

Texas A&M University
College Station, TX 77843-5000
979/845-1951
http://library.tamu.edu/cushing
Holdings focus on the history of agriculture, technology and politics of Texas.

Southwest Collection Special Collections Archives Building

Texas Tech University
P.O. Box 41041
Lubbock, TX 79409-1041
806/742-3749
www.lib.ttu.edu/swc/
Holdings focus on the history of the American Southwest, with an emphasis on ranching, oil and cotton.

Blagg-Huey Library Texas Woman's University

P.O. Box 425528
Denton, TX 76204
940/898-3751
www.twu.edu/library/about.htm
Holdings focus on women and Texas history.

Local History Collection/Special Collections

**Victoria College/University of
Houston at Victoria**
2602 N. Ben Jordan
Victoria, TX 77901

361/570-4176
<http://lois.vic.uh.edu/>
Holdings focus on history of Victoria and surrounding counties.

University Archives
A.M. Willis Jr. Library
University of North Texas
P.O. Box 305190

Denton, TX 76203-5190
940/565-2413
www.library.unt.edu/
Holdings focus on history of Texas and the Southwest, with an emphasis on business records.

Division of Special Collections
University of Texas at Arlington

702 College St.
P.O. Box 19497
Arlington, TX 76019-0497
817/272-3393
<http://libraries.uta.edu/speccoll/>
Holdings focus on Texas and Southwestern history, politics, cartography and an extensive North Texas photography collection.

Alexander Architectural Archive
Battle Hall

The General Libraries
P.O. Box P
University of Texas at Austin
Austin, TX 78713-8916
512/495-4621
www.lib.utexas.edu/libs/APL/AAA/index.html
Holdings focus on all aspects of the work of architects in Texas and across the nation.

The Center for American History
Sid Richardson Hall 2.101

University of Texas at Austin
Austin, TX 78712
512/495-4515
www.cah.utexas.edu
Holdings focus on the historical development of Texas, the American South and Southwest and the university.

Humanities Research Center Library
University of Texas at Austin

21st and Guadalupe Streets
P.O. Drawer 7219
Austin, TX 78713-7219
512/471-9119
www.hrc.utexas.edu
Holdings focus on English, French and American literary history, the history of science, photography and theater arts.

Department of Special Collections
University of Texas at El Paso

El Paso, TX 79968-0582
915/747-5683
<http://libraryweb.utep.edu/>
Holdings focus on the history of El Paso and surrounding region, with an emphasis on the Mexican Revolution of 1910.

Panhandle-Plains Historical Museum
Research Center

West Texas A&M University
2401 4th Ave.
WTAMU Box 60967
Canyon, TX 79016
806/651-2244
www.wtamu.edu/museum/research_ctr.html
Holdings focus on the settlement and development of the Texas Panhandle.

REGIONAL

Department of Photographs
Amon Carter Museum

3501 Camp Bowie Blvd.
Fort Worth, TX 76101-2695
817/738-1933
www.cartermuseum.org/photography_set.html
Holdings focus on photography in the American West.

Daughters of the Republic of Texas
Library

The Alamo
P.O. Box 2599
San Antonio, TX 78299
210/225-1391
www.drhl.org
Holdings focus on the history of Texas, with an emphasis on the Spanish and Mexican colonial, Republic and early statehood periods.

Institute of Texan Cultures

801 South Bowie St.
San Antonio, TX 78205-3296
210/458-2300
www.texancultures.utsa.edu/main/
Holdings focus on general Texas history emphasizing ethnic history, with an extensive photo archive.

RELIGIOUS

Catholic Archives of Texas

1600 North Congress Ave.
P.O. Box 13124
Austin, TX 78711
512/476-6296
www.onr.com/user/cat

Holdings focus on the history of Catholic parishes throughout Texas and the Southwest.

Archives of the Episcopal Church

606 Rathervue Place
P.O. Box 2247
Austin, TX 78768
512/472-6816
www.episcopalarchives.org
Holdings focus on the records of the Episcopal Church throughout the U.S.

Texas Lutheran Church Archives
Texas Lutheran University

1000 W. Court St.
Seguin, TX 78155-5999
830/372-8100
Holdings focus on the Texas synods of the Lutheran Church

LOCAL

Austin History Center
Austin Public Library

810 Guadalupe
P.O. Box 2287
Austin, TX 78701
512/499-7480
www.ci.austin.tx.us/library/lbahc.htm
Holdings focus on the history of Austin and Travis County.

Tyrrell Historical Library

695 Pearl St.
P.O. Box 3827
Beaumont, TX 77701
409/833-2759
Holdings focus on the history of Beaumont and the region, with an emphasis on genealogical information.

Corpus Christi Central Public
Library

Local History Collection
805 Comanche
Corpus Christi, TX 78401
361/880-7030
www.library.ci.corpus-christi.tx.us/local-his/lh.htm
Holdings focus on the history of the city and Nueces County, with an emphasis on family, municipal and county records.

Dallas Historical Society
Research Center Library and Archives

Hall of State, Fair Park
P.O. Box 150038
Dallas, TX 75315-0038
214/421-4500
www.startext.net/interact/how.htm

Holdings focus on the history of Dallas and North Central Texas.

Texas/Dallas History & Archives Division

Dallas Public Library

1515 Young St.
Dallas, TX 75201
214/749-4146
www.texasashf.org/unionguide/D/txdalhist.html

Holdings focus on the history of the city and Dallas County, with an emphasis on the 20th century.

Genealogy & Local History Department

Fort Worth Public Library

500 W. 3rd
Fort Worth, TX 76102-7305
817/871-7740
www.fortworthlibrary.org/genlhst.htm

Holdings focus on history of the city and region.

Rosenberg Library

2310 Sealy
Galveston, TX 77550
409/763-8854
www.rosenberg-library.org

Holdings focus on materials dealing with Texas as a Republic and the history of Galveston and the upper Gulf coast during the 19th and 20th centuries, including extensive information on immigration. \$5 search fee.

Houston Metropolitan Research Center

Houston Public Library

500 McKinney
Houston, TX 77002
713/236-1313
www.hpl.lib.tx.us/hmrc.html

Holdings focus on materials relating to the historic development of the city and region.

Clayton Genealogical Library

Houston Public Library

5300 Caroline
Houston, TX 77004-6896
713/284-1999
www.hpl.lib.tx.us/clayton

Fort Concho Library & Archives

630 S. Oakes
San Angelo, TX 76903
915/655-4442
www.fortconcho.com

Holdings focus on the history of the fort, San Angelo and Tom Green

County prior to 1900, with emphasis on Hispanics, African Americans and Native Americans.

San Antonio Public Library

600 Soledad
San Antonio, TX 78205
201/207-2500
www.sat.lib.tx.us/
Holdings focus on the city and the region.

San Antonio Conservation Society Library

107 King William St.
San Antonio, TX 78204-1399
210/224-6163
www.saconservation.org
Holdings focus on the history of San Antonio and Bexar County and the region

Also check for sources of local history and genealogical information at county courthouses, local museums, college libraries, religious institutions and local history collections at public libraries.

APPENDIX C: ANNOTATED BIBLIOGRAPHY

TECHNICAL BRIEFS AVAILABLE THROUGH THE TEXAS HISTORICAL COMMISSION

Texas Historical Commission. *Official Texas Historical Markers: Guidelines and Application Form*. Outlines the criteria and policies guiding application for a state marker.

Texas Historical Commission. *Preserving Historic Cemeteries: Texas Preservation Guidelines*. Explains technical issues related to preservation of cemeteries.

Texas Historical Commission. *Historic Texas Cemetery Designation Guidelines and Application Form*. Outlines the criteria and policies guiding designation of historic cemeteries.

Texas Historical Commission. *Fundamentals of Oral History: Texas Preservation Guidelines*. Offers

practical advice on conducting oral history interviews.

Texas Historical Commission. *Guidelines for Listing your Neighborhood in the National Register of Historic Places*. Step-by-step instructions.

Texas Historical Commission. *Guidelines for Listing your Property in the National Register of Historic Places*. Step-by-step instructions.

U.S. Department of the Interior. National Park Service. *How to Apply the National Register Criteria for Evaluation*. Technical guide to evaluating the significance of properties nominated to the NR.

U.S. Department of the Interior. National Park Service. *How to Complete the National Register Registration Form*. Technical guide to applying for NR listing.

U.S. Department of the Interior. National Park Service. *Researching a Historic Property*. Informative introduction to basic sources and techniques for collecting data to nominate properties to the NR.

U.S. Department of the Interior. National Park Service. *Preservation Briefs*. A useful series of pamphlets dealing with technical problems in preservation such as log buildings, adobe and historic signs. Available on the web at:
www2.cr.nps.gov/tps/index.htm

RESEARCH GUIDES

Butchart, Ronald E. *Local Schools*. (1986) Published by American Association for State and Local History (AASLH) as part of the *Nearby History Series**; provides guidance in exploring the history of education in the reader's community.

Danzer, Gerald A. *Public Places*. (1987) Published by AASLH as part of the *Nearby History Series*; provides guidance in exploring the history of monuments, public buildings, streets and parks in the reader's community.

Felt, Thomas E. *Researching, Writing, and Publishing Local History*. (1981) Published by AASLH; a resourceful guide with advice of historical inquiry, documentation, sources of information, and design and production of works on local history.

Howe, Barbara J. et al. *Houses and Homes*. (1987) Published by AASLH as part of the *Nearby History Series*; provides guidance in exploring the history of residences in the reader's community.

Kerr, K. Austin et al. *Local Businesses*. (1990) Published by AASLH as part of the *Nearby History Series*; provides guidance in exploring the history of commercial enterprises in the reader's community.

Kyvig, David E. and Myron A. Marty. *Exploring the Past Around You*. (1982) Published by AASLH as part of the *Nearby History Series*; provides guidance in exploring the history around the reader.

Light, Sally. *House Histories: a Guide to Tracing the Genealogy of Your Home*. (1989) A very helpful introduction to the complete process of looking at a house and researching its past.

Merritt, Carole. *Historic Black Resources*. (1984) A handbook for the identification and documentation of historic African American properties in Georgia that contains information relevant to similar efforts in Texas.

National Historic Publications and Records Commission. *Directory of Archives and Manuscript Repositories in the United States*. (1988) Informative descriptions of holdings of historical research materials organized by location.

Texas Historical Commission. *Researching Military History*. Offers advice regarding references sources and repositories.

Turabian, Kate L. *A Manual for Writers of Term Papers, Theses, and Dissertations*. (1996) An authoritative guide to presentation of documentation in research papers.

University of Chicago Press. *The Chicago Manual of Style*. (2001) An authoritative guide to presentation of documentation in research papers.

Wind, James P. *Places of Worship*. (1990) Published by AASLH as part of the *Nearby History Series*; provides guidance in exploring the history of religious congregations in the reader's community.

*Most AASLH research guides are available through your local library or from AASLH, 1717 Church St., Nashville, TN 37203-2991. Online ordering at www.aaslh.org

BOOKS

Alexander, Drury Blakely. *Texas Homes of the 19th Century* (1966) The standard reference on houses of the period.

Blumenson, John. *Identifying American Architecture* (1981 rev. ed.) A guide to common architectural styles.

Burns, John A., ed. *Recording Historic Structures*. (1989) An informative guide to the full range of techniques for documenting historic properties.

Ching, Francis D.K. *A Visual Dictionary of Architecture* (1997). A lavishly illustrated technical and stylistic guide.

Dean, Jeff. *Architectural Photography*. (1982) Informative guide with easy to follow technical advice.

Fire Insurance Maps in the Library of Congress: Plans of North American Cities and Towns Produced by the Sanborn Map Co. (1981) Lists all the Sanborn maps ever produced, a valuable research tool for documenting the evolution of settlement patterns in communities, as well as changes to individual buildings.

Gottfried, Herbert and Jan Jennings. *American Vernacular Design, 1870-1940: an Illustrated Glossary*. (1985) Traditional American architecture explained in basic detail.

Guide to Genealogical Research in the National Archives. (1982) Best explanation of census information.

Harris, Cyril M., ed. *Historic Architecture Sourcebook*. (1977) Excellent dictionary of historic architectural terms.

Henry, Jay C. *Architecture in Texas 1895-1945*. (1993) Social history of Texas architecture, including public buildings and residential design.

Howard, Hugh. *How Old is This House?* (1989) Help for the beginner, including stylistic information, construction details and research pointers.

Jakle, John A., et al. *Common Houses in America's Small Towns: the Atlantic Seaboard to the Mississippi Valley*. (1989) Academic study of vernacular forms useful for its parallels to Texas.

Jordan, Terry. *Texas Graveyards: a Cultural Legacy*. (1982) A scholarly investigation of the cultural traditions of cemeteries in Texas.

Longstreth, Richard. *The Buildings of Main Street*. (rev. ed. 2000) A useful guide to the history of American commercial architecture.

Maddex, Diane, ed. *All About Old Buildings: the Whole Preservation Catalog*. (1985) Excellent reference for sources of information and products.

McAlester, Virginia and Lee. *A Field Guide to American Houses*. (1984) A comprehensive and heavily illustrated guide; possibly the best general introduction to architectural history. The authors, who are from Dallas, rely extensively on examples of buildings in Texas.

Phillips, Steven J. *Old-House Dictionary: an Illustrated Guide to American Domestic Architecture*. (1983) A handy guide to terms that includes informative illustrations, cross references and a list of resources.

Robinson, Willard B. *Gone from Texas*. (1981) An interesting history of the state's lost architectural heritage.

Roth, Leland. *A Concise History of American Architecture* (1979). A good overview of major architectural movements in the U.S.

Stephens, A. Ray. *Historical Atlas of Texas*. (1989) Graphic presentation of information about historical and cultural geography patterns in our state.

Texas State Historical Association. *The New Handbook of Texas*. 6 vols (1996) The standard reference work on Texas history. Also available online at <http://tsha.utexas.edu/handbook/online/>.

Upton, Dell. *America's Architectural Roots*. (1986) An informative discussion of the contributions made by ethnic groups to our built environment.

Walker, Lester. *American Shelter: an Illustrated Encyclopedia of the American Home*. (1981) An illustrated compendium of styles combined with cultural and geographical information.

Whiffen, Marcus. *American Architecture Since 1780: A Guide to the Styles* (1992 rev. ed.) A guide to common architectural styles.

TEXAS REGIONAL ARCHITECTURAL GUIDES

These city and regional architectural guides are well illustrated and feature maps, photographs and information on specific buildings, neighborhoods and architects:

Carson, Chris & William McDonald. *A Guide to San Antonio Architecture*. (1986)

Fox, Stephen & Ellen Beasley. *Galveston Architectural Guidebook*. (1996)

Fox, Stephen, et. al. *Houston, An Architectural Guide*. (1990)

Fuller, Larry Paul (ed.) *AIA Guide to Dallas* (1999)

PERIODICALS

Historic Preservation. Informative articles on preservation issues published bimonthly by the National Trust for Historic Preservation.

Nineteenth Century. Emphasizing decorative arts of the Victorian era, this periodical is published by the Victorian Society in America.

Old House Journal. Perhaps the best periodical offering practical advice for the owner of a historic house; regularly presents historical profiles, research tips, restoration guidance, landscaping suggestions and preservation product sources.

Preservation News. Newsletter provides current information from the field of preservation published bimonthly by the National Trust for Historic Preservation.

SAH Journal. The Society of Architectural Historians publishes this quarterly containing scholarly articles and book reviews on architectural history.

Southwestern Historical Quarterly. Published by the Texas State Historical Association, provides scholarly articles on the history of Texas and the Southwest.

VAF Newsletter. Published by the Vernacular Architecture Forum; provides information on current research into common building types and includes an extensive bibliography.

Winterthur Portfolio. Published by the Winterthur Museum; contains information about material culture, focusing on historic furniture and interiors.

This project was funded in part through a Historic Preservation Fund grant from the National Park Service, U.S. Department of the Interior, as administered by the Texas Historical Commission.

The contents and opinions, however, do not necessarily reflect the views and policies of the Department of the Interior, nor does the mention of trade names or commercial products constitute endorsement or recommendation by the Department of the Interior.

This program receives federal funds from the National Park Service Regulations of the U.S. Department of the Interior strictly prohibit unlawful discrimination in departmental Federally Assisted Programs on the basis of race, color, national origin, age or handicap. Any person who believes he or she has been discriminated against in any program, activity or facility operated by a recipient of federal assistance should write to:

Director, Equal Opportunity Program,
U.S. Department of the Interior,
National Park Service, P.O. Box 37127,
Washington, D.C. 20013-7127.



**TEXAS
HISTORICAL
COMMISSION**

The State Agency for Historic Preservation

P.O. BOX 12276, AUSTIN, TX 78711-2276
PHONE 512/463-5853 • FAX 512/475-3122
www.thc.state.tx.us

Cover photo: World War 1 Victory Parade,
Congress Avenue, Austin, 1919. The cover illustration
documents the historic appearance of Congress Avenue
in Austin. Buildings shown in the photograph have
been honored with both National Register and
Recorded Texas Historic Landmark designations.

The photograph also suggests the symbolic
importance of the avenue as Texas' Main Street,
commemorated by a subject marker.
Photo courtesy of Austin History Center, #C00208.




TEXAS
HISTORICAL
COMMISSION

The State Agency for Historic Preservation

P.O. BOX 12276, AUSTIN, TX 78711-2276
PHONE: 512/463-6100 • FAX 512/475-4872
www.thc.state.tx.us

Cover photo: World War 1 Victory Parade, Congress Avenue, Austin, 1919. The cover illustration documents the historic appearance of Congress Avenue in Austin. Buildings shown in the photograph have been honored with both National Register and Recorded Texas Historic Landmark designations. The photograph also suggests the symbolic importance of the avenue as Texas' Main Street, commemorated by a subject marker. Photo courtesy of Austin History Center, #C00208.

TEXAS PRESERVATION GUIDELINES
REMEMBERING TEXAS
GUIDELINES FOR HISTORICAL RESEARCH



Texans boast a unique history. As the state agency for historic preservation, the Texas Historical Commission works with citizens throughout the state to identify, interpret and preserve our heritage. We look forward to your contributions...

